



# Series P2-ST & P3-ST

Series P-2ST and P3-ST couplings are designed for use with medical equipment. They can also be used in a variety of low pressure fluid transfer applications.

### Features

- Interchange with 2-ST and 3-ST
- Excellent chemical resistance
- Light weight
- Low cost

### Standard Materials

- Polypropylene construction
- Buna-N (Nitrile) seals

### Rated Pressure

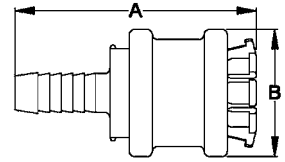
Temperature*	PSI	BAR
75°	110	8
200°	30	2

\*235°F maximum sterilization temperature



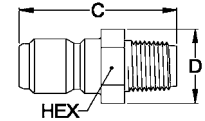
### SOCKETS

Series	Part Number	Hose I.D.	Dimensions	
			A	B
P2-ST	P2-ST-25H	1/4"	2.07	1.12
Each P2-ST socket uses one Part No. 902-7 o-ring.				
P3-ST	P3-ST-37H	3/8"	2.61	1.37
Each P3-ST socket uses one Part No. 902-10-199 o-ring.				

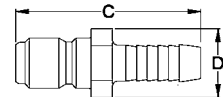


### PLUGS

Series	Part Number	Thread Size	Dimensions		
			C	D	HEX
P2-ST	P2-STP-25M	1/4-18 NPTF	1.56	0.65	0.56
P3-ST	P3-STP-25M	1/4-18 NPTF	1.69	0.79	0.69
P3-ST	P3-STP-37M	3/8-18 NPTF	1.69	0.79	0.69



Series	Part Number	Hose I.D.	Dimensions	
			C	D
P3-ST	P3-STP-37H	3/8"	2.16	0.79



# Series GH Garden Hose

Series GH couplings are designed for water service where hoses are connected and disconnected frequently. They are available with garden hose threads and 3/4" pipe threads. Sockets are available without valves for maximum flow and with valves for convenience of operation.

### Features

- Durable brass construction
- Ball lock
- High quality Buna-N seals
- Straight-through or one-way shut-off

### Standard Materials

- Brass plug and socket bodies
- Nickel plated brass sleeve
- Stainless steel balls and springs
- Buna-N o-ring and washer
- Plastic (acetal) valve

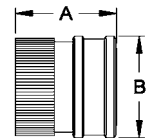
### Rated Pressure

PSI	BAR
200	14

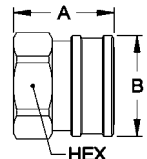


### SOCKETS

Part No.		Female Hose Thread	Dimensions	
			A	B
GHS-12	Non-valved	3/4-11 <sup>1</sup> / <sub>2</sub>	1.19	1.19
GHS-12-V	Valved	3/4-11 <sup>1</sup> / <sub>2</sub>	1.19	1.19

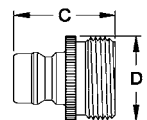


Part No.		Female Pipe Thread	Dimensions		
			A	B	HEX
8-GHS-75FS	Non-valved	3/4-14 NPTF	1.18	1.25	1.13
8-GHS-75FS-V	Valved	3/4-14 NPTF	1.18	1.25	1.13

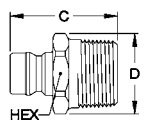


### PLUGS

Part No.	Male Hose Thread	Dimensions	
		C	D
GHP-11	3/4-11 <sup>1</sup> / <sub>2</sub>	1.30	1.06



Part No.	Male Pipe Thread	Dimensions		
		C	D	HEX
8-GHP-75M	3/4-14 NPTF	1.66	1.18	1.06



STRAIGHT-THROUGH