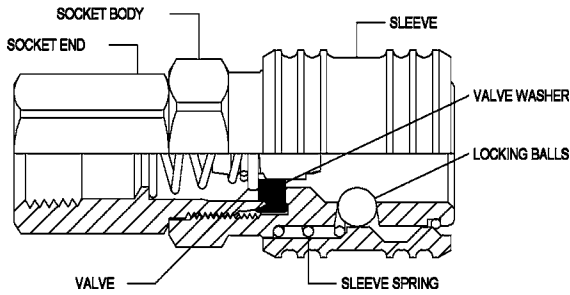




Series 1000/400/500

Industrial Interchange

ONE-WAY



Industrial Interchange Ball Lock Quick-Connect Couplings designed for compressed air, gases, and liquids. Body sizes are 1/4", 3/8" and 1/2".

Features

- Ball lock
- Manual operation
- Rugged, reliable
- 1/4" and 1/2" sockets accept MIL-C-4109 plugs
- Optional sleeve lock prevents accidental disconnection
- Optional seal and valve materials available
- Optional stainless steel socket (Series 1000 only)
- Series 400 sockets accept Tru-Flate Interchange plugs and Industrial Interchange plugs

Standard Materials

- Socket
 - Brass Body
 - Nickel Plated Steel Sleeve
 - Zinc Plated Steel Valve
 - Buna-N (Nitrile) Seal
 - Stainless Steel Springs
 - Stainless Steel Locking Balls
- Plug
 - Zinc Plated Case-Hardened Steel (All Sizes)
 - Brass (All Sizes)
 - Stainless Steel (Series 1000)

Accessories

- Dust caps and dust plugs (See page 68)

Rated Pressure

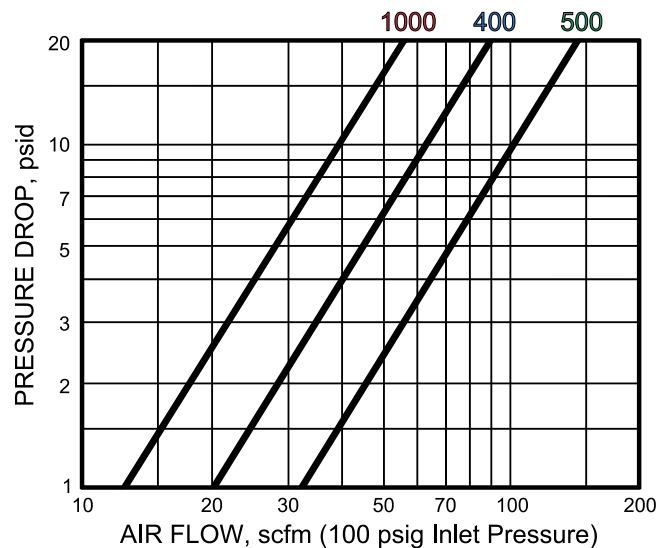
Series	Size	PSI	BAR
1000	1/4"	2,000	138
400	3/8"	1,000	69
500	1/2"	500	35

NOTE: Series 400 operating pressure is 150 psi when connected to Tru-Flate Interchange plug.

Flow Capacity

Series	† Ac
1000	28
400	45
500	72

† Air flow (scfm) with 5 psi pressure drop and 100 psig inlet pressure



Series 1000 1/4" Nominal



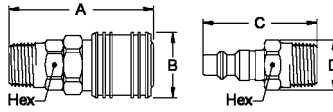
ONE-WAY

SOCKETS

PLUGS

Part No.	Thread Size	Dimensions		
		A	B	HEX
Brass				
900	1/8-27 NPTF	2.07	1.00	0.69
1100	1/4-18 NPTF	2.22	1.00	0.69
1300	3/8-18 NPTF	2.22	1.00	0.69
1000-43	7/16-20*	2.16	1.00	0.69
1000-63	5/8-18*	2.29	1.00	0.69
Stainless				
LL-1100	1/4-18 NPTF	2.22	1.00	0.69

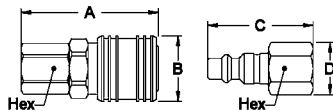
Male End Connections



Part No.	Thread Size	Dimensions		
		C	D	HEX
Steel				
10	1/4-18 NPTF	1.75	0.65	0.56
10C§	1/4-18 NPTF	1.75	0.65	0.56
10G†	1/4-18 NPTF	1.75	0.65	0.56
12	1/8-27 NPTF	1.59	0.58	0.50
12G†	1/8-27 NPTF	2.38	0.77	0.69
14	3/8-18 NPTF	1.75	0.79	0.69
14G†	3/8-18 NPTF	2.53	0.77	0.69
10-43	7/16-20*	1.69	0.58	0.50
Brass				
B-10	1/4-18NPTF	1.75	0.64	0.56
Stainless				
LL-10	1/4-18 NPTF	1.75	0.65	0.56

Part No.	Thread Size	Dimensions		
		A	B	HEX
Brass				
800	1/8-27 NPTF	1.91	1.00	0.69
1000	1/4-18 NPTF	1.91	1.00	0.69
1200	3/8-18 NPTF	2.19	1.00	0.75
Stainless				
LL-1000	1/4-18 NPTF	1.91	1.00	0.69

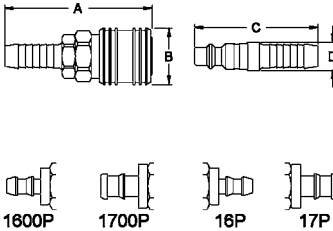
Female End Connections



Part No.	Thread Size	Dimensions		
		C	D	HEX
Steel				
11	1/4-18 NPTF	1.63	0.79	0.69
11G†	1/4-18 NPTF	2.44	0.77	0.69
13	1/8-27 NPTF	1.47	0.65	0.56
15	3/8-18 NPTF	1.69	0.94	0.81
Brass				
11B	1/4-18 NPTF	1.63	0.78	0.69
Stainless				
LL-11	1/4-18 NPTF	1.63	0.79	0.69

Part No.	Hose I.D.	Dimensions	
		A	B
1600	1/4"	2.66	1.00
1600P‡	1/4"	2.44	1.00
1700	3/8"	2.65	1.00
1700P‡	3/8"	2.54	1.00
1800	5/16"	2.66	1.00

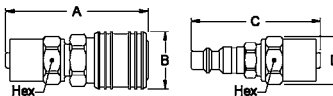
Hose Stem End Connections



Part No.	Hose I.D.	Dimensions	
		C	D
Steel			
16	1/4"	2.22	0.50
16G†	1/4"	2.97	0.77
16P‡	1/4"	2.00	0.69
16PG† ‡	1/4"	2.75	0.77
17	3/8"	2.31	0.50
17G†	3/8"	2.96	0.77
17P‡	3/8"	2.06	0.87
17PG† ‡	3/8"	2.85	0.87
18	5/16"	2.22	0.50
Brass			
B-17	3/8"	2.31	0.50

Part No.	Hose		Dimensions		
	I.D.	O.D.	A	B	HEX
1-SA0	3/16"	7/16"	2.69	1.00	0.56
1-SA3	3/16"	1/2"	2.69	1.00	0.63
1-SB1	1/4"	15/32"	2.75	1.00	0.63
1-SB3	1/4"	1/2"	2.75	1.00	0.63
1-SB5	1/4"	9/16"	2.75	1.00	0.69
1-SB7	1/4"	5/8"	2.75	1.00	0.75
1-SC5	5/16"	9/16"	2.82	1.00	0.69
1-SC7	5/16"	5/8"	2.82	1.00	0.75
1-SC9	5/16"	11/16"	2.82	1.00	0.81
1-SD5	3/8"	9/16"	2.88	1.00	0.69
1-SD7	3/8"	5/8"	2.88	1.00	0.75
1-SD9	3/8"	11/16"	2.88	1.00	0.81
1-SD11	3/8"	3/4"	2.88	1.00	0.88

Hose Clamp End Connections



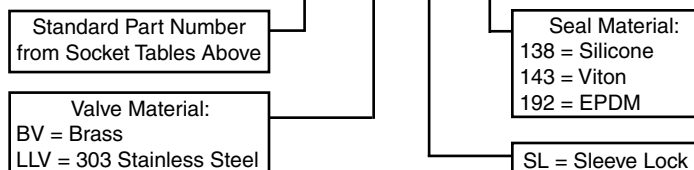
Part No.	Hose		Dimensions		
	I.D.	O.D.	C	D	HEX
Steel					
3-PA0	3/16"	7/16"	2.25	0.63	0.56
3-PA3	3/16"	1/2"	2.25	0.70	0.63
3-PB1	1/4"	15/32"	2.31	0.70	0.63
3-PB3	1/4"	1/2"	2.31	0.70	0.63
3-PB5	1/4"	9/16"	2.31	0.77	0.69
3-PB7	1/4"	5/8"	2.31	0.84	0.75
3-PB9	1/4"	11/16"	2.31	0.91	0.81
3-PB11	1/4"	3/4"	2.31	0.98	0.88
3-PC5	5/16"	9/16"	2.38	0.77	0.69
3-PC7	5/16"	5/8"	2.38	0.84	0.75
3-PC9	5/16"	11/16"	2.38	0.91	0.81
3-PD5	3/8"	9/16"	2.44	0.77	0.69
3-PD7	3/8"	5/8"	2.44	0.84	0.75
3-PD9	3/8"	11/16"	2.44	0.91	0.81
3-PD11	3/8"	3/4"	2.44	1.98	0.88
3-PD13	3/8"	13/16"	2.44	1.05	0.94
3-PD15	3/8"	7/8"	2.44	1.12	1.00

*45° Male Flare §With Ball Check †With Bleeder Ball Check – Reduces hose whip when disconnecting. ‡For use with push-on style hose.

How to build a socket part number with options:

Example: 1000 - BV - SL - 143

- Notes:
- 1) Some part numbers may be subject to minimum order quantities.
 - 2) Options not shown may be available by special quotation. Consult your Hansen distributor.





Series 400 3/8" Nominal

ONE-WAY

SOCKETS

PLUGS

Part No.	Thread Size	Dimensions			Male End Connections		Part No.	Thread Size	Dimensions		
		A	B	HEX	C	D			HEX		
410-A	1/8-27 NPTF	2.20	1.13	0.88			38	1/8-27 NPTF	1.72	0.72	0.63
410	1/4-18 NPTF	2.35	1.13	0.88			40	1/4-18 NPTF	1.88	0.72	0.63
430	3/8-18 NPTF	2.35	1.13	0.88			40G†	1/4-18 NPTF	2.65	0.77	0.69
450	1/2-14 NPTF	2.54	1.13	0.88			42	3/8-18 NPTF	1.88	0.79	0.69

Brass				
B-40	1/4-18 NPTF	1.88	0.70	0.63
B-42	3/8-18 NPTF	1.88	0.77	0.69

Part No.	Thread Size	Dimensions		
Steel		C	D	HEX
31AP-25M	1/4-18 NPTF	1.85	0.72	0.63
31AP-37M	3/8-18 NPTF	1.85	0.79	0.69

Part No.	Thread Size	Dimensions			Female End Connections		Part No.	Thread Size	Dimensions		
		A	B	HEX	C	D			HEX		
400-A	1/8-27 NPTF	2.10	1.13	0.88			41	1/4-18 NPTF	1.63	0.79	0.69
400	1/4-18 NPTF	2.10	1.13	0.88			41G†	1/4-18 NPTF	2.56	0.77	0.69
420	3/8-18 NPTF	2.35	1.13	0.88			43	3/8-18 NPTF	1.81	0.94	0.81
440	1/2-14 NPTF	2.62	1.13	1.00			43G†	3/8-18 NPTF	2.62	0.84	0.75

Brass				
B-43	3/8-18 NPTF	1.81	0.91	0.81

Part No.	Thread Size	Dimensions		
Steel		C	D	HEX
31AP-25F	1/4-18 NPTF	1.60	0.79	0.69
31AP-37F	3/8-18 NPTF	1.78	0.94	0.81

Part No.	Hose I.D.	Dimensions		Hose Stem End Connections		Part No.	Hose I.D.	Dimensions	
		A	B	C	D				
4004	1/4"	2.82	1.13			404	1/4"	2.34	0.63
4050	5/16"	2.82	1.13			406	3/8"	2.34	0.63
4006	3/8"	2.82	1.13			408	1/2"	2.34	0.81
4008	1/2"	2.82	1.13			Brass			
						B-406	3/8"	2.34	0.63

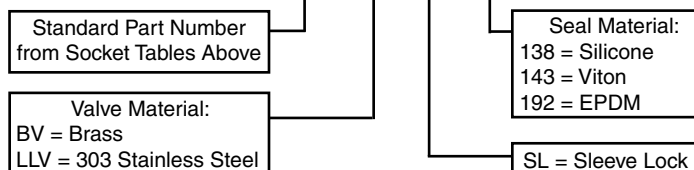
Part No.	Hose		Dimensions			Hose Clamp End Connections		Part No.	Hose		Dimensions		
	I.D.	O.D.	A	B	HEX	C	D		Steel	I.D.	O.D.	C	D
40-SB3	1/4"	1/2"	2.92	1.13	0.63			4-PB1	1/4"	15/32"	2.44	0.70	0.63
40-SB7	1/4"	5/8"	2.92	1.13	0.75			4-PB3	1/4"	1/2"	2.44	0.70	0.63
40-SD7	3/8"	5/8"	3.04	1.13	0.75			4-PB5	1/4"	9/16"	2.44	0.77	0.69
40-SD9	3/8"	11/16"	3.04	1.13	0.81			4-PB7	1/4"	5/8"	2.44	0.84	0.75
40-SD11	3/8"	3/4"	3.04	1.13	0.88			4-PB9	1/4"	11/16"	2.44	0.91	0.81
40-SD13	3/8"	13/16"	3.04	1.13	0.94			4-PB11	1/4"	3/4"	2.44	0.98	0.88
40-SP13	1/2"	13/16"	3.67	1.13	0.94			4-PD5	3/8"	9/16"	2.56	0.77	0.69
40-SP15	1/2"	7/8"	3.67	1.13	1.00			4-PD7	3/8"	5/8"	2.56	0.84	0.75
40-SP17	1/2"	15/16"	3.67	1.13	1.06			4-PD9	3/8"	11/16"	2.56	0.91	0.81
40-SP19	1/2"	1"	3.67	1.13	1.13			4-PD11	3/8"	3/4"	2.56	0.98	0.88
								4-PD13	3/8"	13/16"	2.56	1.05	0.94
								4-PD15	3/8"	7/8"	2.56	1.12	1.00
								4-PP13	1/2"	13/16"	3.25	1.05	0.94
								4-PP15	1/2"	7/8"	3.25	1.12	1.00
								4-PP17	1/2"	15/16"	3.25	1.19	1.06
								4-PP19	1/2"	1"	3.25	1.26	1.13

†With Bleeder Ball Check – Reduces hose whip when disconnecting.

How to build a socket part number with options:

- Notes:
- 1) Some part numbers may be subject to minimum order quantities.
 - 2) Options not shown may be available by special quotation. Consult your Hansen distributor.

Example: 400 - BV - SL - 143



All dimensions in inches.

Series 500 1/2" Nominal



ONE-WAY

SOCKETS

PLUGS

Part No.	Thread Size	Dimensions			Male End Connections		Part No.	Thread Size	Dimensions		
		A	B	HEX					Steel	C	D
501	1/4-18 NPTF	2.77	1.19	1.00		50	1/4-18 NPTF	2.25	0.79	0.69	
510	3/8-18 NPTF	2.78	1.19	1.00		50G†	1/4-18 NPTF	2.90	0.98	0.88	
530	1/2-14 NPTF	2.97	1.19	1.00		52	3/8-18 NPTF	2.25	0.87	0.75	
550	3/4-14 NPTF	2.97	1.19	1.06		52G†	3/8-18 NPTF	2.90	0.98	0.88	
						54	1/2-14 NPTF	2.44	1.01	0.88	
						54G†	1/2-14 NPTF	3.09	0.98	0.88	
						56	3/4-14 NPTF	2.50	1.23	1.06	
						56G†	3/4-14 NPTF	3.14	1.19	1.06	
						Brass					
						B-52	3/8-18 NPTF	2.25	0.70	0.63	
						B-54	1/2-14 NPTF	2.44	0.77	0.88	

Part No.	Thread Size	Dimensions			Female End Connections		Part No.	Thread Size	Dimensions		
		A	B	HEX					Steel	C	D
500-A	1/4-18 NPTF	2.72	1.19	1.00		53-A	1/4-18 NPTF	1.92	0.79	0.69	
500	3/8-18 NPTF	2.78	1.19	1.00		53	3/8-18 NPTF	2.06	0.94	0.81	
520	1/2-14 NPTF	3.06	1.19	1.00		53G†	3/8-18 NPTF	2.90	0.98	0.88	
540	3/4-14 NPTF	3.09	1.19	1.19		55	1/2-14 NPTF	2.34	1.15	1.00	
						55G†	1/2-14 NPTF	3.17	0.98	0.88	
						57	3/4-14 NPTF	2.44	1.37	1.19	

Part No.	Hose I.D.	Dimensions		Hose Stem End Connections		Part No.	Hose I.D.	Dimensions	
		A	B					Steel	C
570	3/8"	3.32	1.19		585	5/16"	2.66	0.69	
580	1/2"	3.24	1.19		585G†	5/16"	3.37	0.98	
590	3/4"	4.09	1.19		59	3/8"	2.66	0.69	
					59G†	3/8"	3.37	0.98	
					60	1/2"	2.66	0.75	
					60G†	1/2"	3.37	0.98	
					61	3/4"	3.50	1.00	
					61G†	3/4"	4.22	0.98	
					Brass				
					B-60	1/2"	2.75	0.88	

Part No.	Hose		Dimensions			Hose Clamp End Connections		Part No.	Hose		Dimensions		
	I.D.	O.D.	A	B	HEX				Steel	I.D.	O.D.	C	D
50-SD7	3/8"	5/8"	3.49	1.19	0.75		5-PB1	1/4"	15/32"	2.81	0.70	0.63	
50-SD13	3/8"	13/16"	3.49	1.19	0.94		5-PB3	1/4"	1/2"	2.81	0.70	0.63	
50-SP13	1/2"	13/16"	4.09	1.19	0.94		5-PB5	1/4"	9/16"	2.81	0.77	0.69	
50-SP15	1/2"	7/8"	4.09	1.19	1.00		5-PB7	1/4"	5/8"	2.81	0.84	0.75	
50-SP17	1/2"	15/16"	4.09	1.19	1.06		5-PD5	3/8"	9/16"	2.94	0.77	0.69	
50-SP19	1/2"	1"	4.09	1.19	1.13		5-PD7	3/8"	5/8"	2.94	0.84	0.75	
50-SR23	3/4"	1 1/8"	4.22	1.19	1.25		5-PD9	3/8"	11/16"	2.94	0.91	0.81	
50-SR25	3/4"	1 3/16"	4.22	1.19	1.31		5-PD11	3/8"	3/4"	2.94	0.98	0.88	
50-SR27	3/4"	1 1/4"	4.22	1.19	1.38		5-PD13	3/8"	13/16"	2.94	1.05	0.94	
							5-PD15	3/8"	7/8"	2.94	1.12	1.00	
							5-PP13	1/2"	13/16"	3.62	1.05	0.94	
							5-PP15	1/2"	7/8"	3.62	1.12	1.00	
							5-PP17	1/2"	15/16"	3.62	1.19	1.06	
							5-PP19	1/2"	1"	3.62	1.26	1.13	
							5-PR23	3/4"	1 1/8"	3.75	1.40	1.25	
							5-PR25	3/4"	1 3/16"	3.75	1.47	1.31	
						5-PR27	3/4"	1 1/4"	3.75	1.54	1.38		

†With Bleeder Ball Check – Reduces hose whip when disconnecting.

How to build a socket part number with options:

- Notes:
- 1) Some part numbers may be subject to minimum order quantities.
 - 2) Options not shown may be available by special quotation. Consult your Hansen distributor.

