



Series WA 10000

Refrigerant and Fluid Transfer



TWO-WAY

The Series WA 10000 is a thread together, minimum spill/inclusion coupling designed for refrigeration, air conditioning, gas and liquid transfer applications.

Features

- Dry break design minimizes fluid loss and air inclusion
- Threaded connection permits connecting and disconnecting under pressure
- Brazed or threaded end connections available
- Male half can be bulkhead mounted
- Interchanges with refrigerant couplings existing on the market

Standard Materials

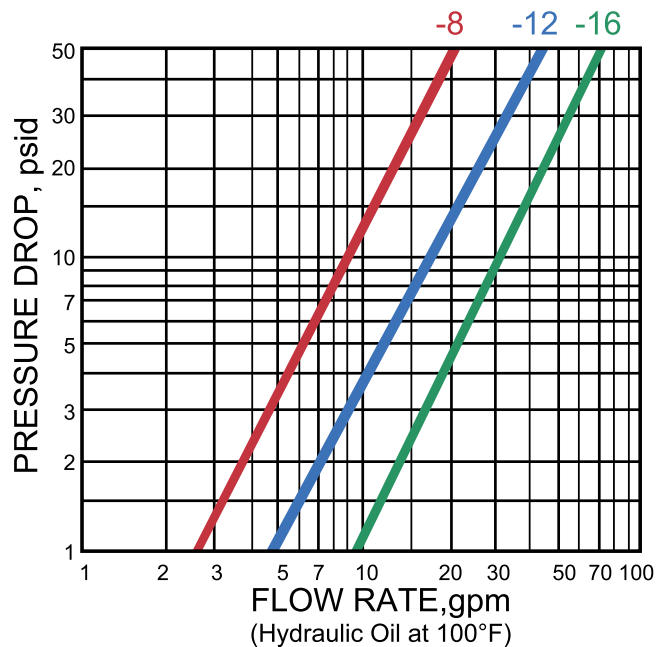
- Zinc plated steel construction
- HNBR and Neoprene seals

Accessories

- SAE 37° (JIC) adapters (steel)
- Braze adapters (brass)
- O-rings for adapters
- Dust caps and dust plugs

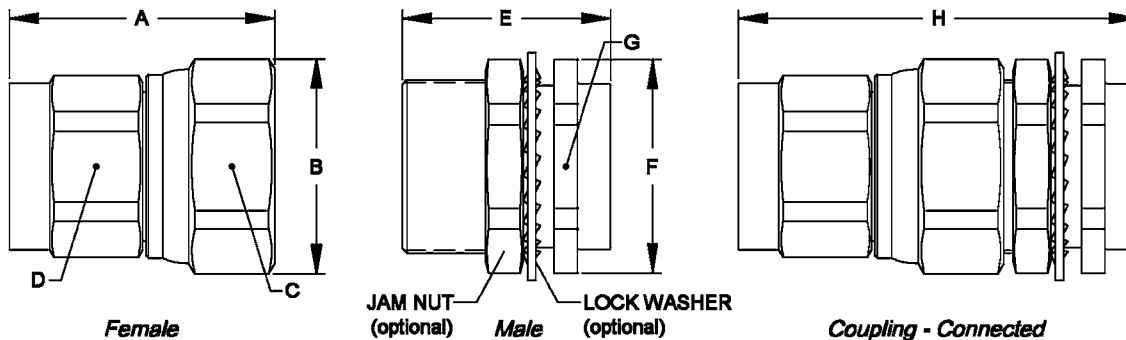
Rated Pressure

Dash Size	Female Half		Male Half		Connected	
	PSI	BAR	PSI	BAR	PSI	BAR
-8	435	30	1,160	80	1,810	125
-12	435	30	1,015	70	1,015	70
-16	360	25	725	50	725	50



Series WA 10000

Refrigerant and Fluid Transfer



Coupling Dash Size	Seal Material	Dimensions (inches)										
		Female Half					Male Half					* Connected Length (no adapter) H
		Part No.	Overall Length A	Max. Dia. B	Hex Size C	Hex Size D	Part No.	Overall Length E	Max. Dia. F	Hex Size G		
-8	HNBR	WA 10037 IO	1.66	1.30	1.18	1.02	WA 10034 IO	1.38	1.26	1.15	2.67	
-8	Neoprene	WA 10037 MO	1.66	1.30	1.18	1.02	WA 10034 MO	1.38	1.26	1.15	2.67	
-12	HNBR	WA 10057 IO	2.17	1.77	1.62	1.38	WA 10054 IO	1.73	1.77	1.62	3.33	
-12	Neoprene	WA 10057 MO	2.17	1.77	1.62	1.38	WA 10054 MO	1.73	1.77	1.62	3.33	
-16	HNBR	WA 10067 IO	2.40	2.21	1.97	1.77	WA 10064 IO	1.98	2.09	1.89	3.75	
-16	Neoprene	WA 10067 MO	2.40	2.21	1.97	1.77	WA 10064 MO	1.98	2.09	1.89	3.75	

* To calculate the overall length of a connected coupling with adapters installed, add the exposed lengths of two adapters to the connected length with no adapter (Connected Length with Adapters = H + 2 x K).

Coupling Dash Size	Maximum Bulkhead Thickness (inches)		Assembly Torque, lb-ft	
	With Lock Washer	Without Lock Washer	Adapter/Body	Male/Female
			-8	0.16
-12	0.23	0.34	40-45	20-25
-16	0.22	0.28	50-55	25-30

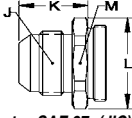
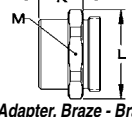
TWO-WAY



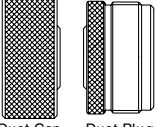
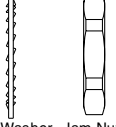
Series WA 10000

Refrigerant and Fluid Transfer

Accessories

Adapters	Coupling Dash Size	Tube O.D. (inch)	Part Numbers			Dimensions (inches)			
			Adapter	O-Ring		Thread Size J	Exposed Length K	Max. Dia. L	Hex Size M
				HNBR	Neoprene				
 Adapter, SAE 37 (JIC) - Steel	-8	3/8	W54A32N	W11J340	W11M340	9/16-18	0.81	1.10	1.00
	-8	1/2	W54A33N	W11J340	W11M340	3/4-16	0.91	1.10	1.00
	-12	5/8	W54A52N	W11J54041	W11M540	7/8-14	1.07	1.52	1.38
	-12	3/4	W54A53N	W11J54041	W11M540	1 ¹ / ₁₆ -12	1.24	1.52	1.38
	-16	1	W54A62N	W11J64041	W11M640	1 ⁵ / ₁₆ -12	1.27	1.97	1.75
 Adapter, Braze - Brass	-8	3/8	W60L38038	W11J340	W11M340	-	0.47	1.12	1.00
	-8	1/2	W60L38012	W11J340	W11M340	-	0.37	1.12	1.00
	-12	5/8	W60L58058	W11J54041	W11M540	-	0.72	1.54	1.38
	-16	7/8	W60L68078	W11J64041	W11M640	-	0.99	1.96	1.75

TWO-WAY

 Dust Cap Dust Plug	Coupling Dash Size	Part Numbers				 Lock Washer Jam Nut
		Dust Cap	Dust Plug	Lock Washer	Jam Nut	
	-8	WA 10134 00	WA 10137 00	W62A34N	W28A34N	
	-12	WA 10154 00	WA 10157 00	W62A54N	W28A54N	
	-16	WA 10164 00	WA 10167 00	W62A64N	W28A64N	