

Flo-Temp couplings provide the flow needed to cool or heat injection molds and die casting dies. Sockets are available non-valved for maximum flow, and valved to prevent fluid loss when disconnected. Flo-Temp couplings can be used with water-glycol, hot water and hot oil. Body sizes are 1/4", 3/8" and 1/2".

### Features

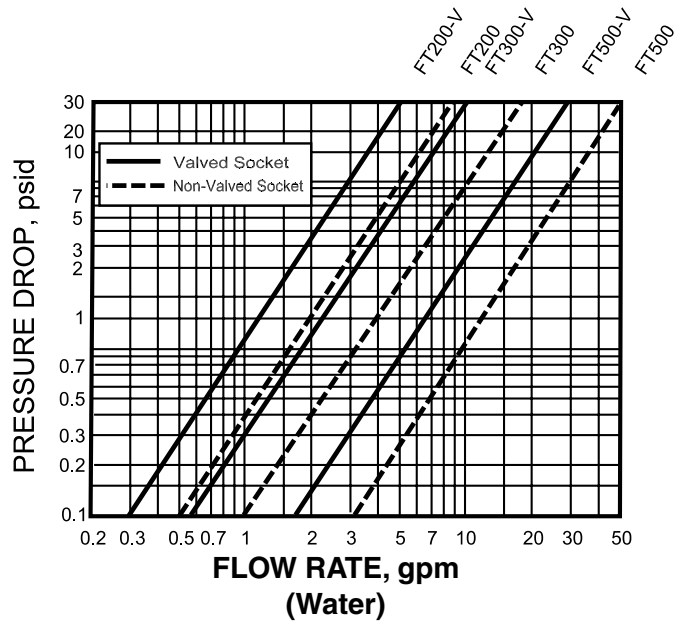
- Non-valved straight-through models for maximum flow
- Valved sockets for automatic shut-off when line is disconnected
- Sockets with straight, 90° and 45° hose stems and without hose stem
- Brass plugs with male pipe thread for recessed mounting to avoid damage to plugs when molds are being changed or stored

### Standard Materials

- Brass socket construction
- Stainless steel springs and locking balls
- Viton seals (-30°F to +450°F)
- Brass plugs

### Rated Pressure

Series	PSI	BAR
200/300/500	200	14



**STRAIGHT-THROUGH**

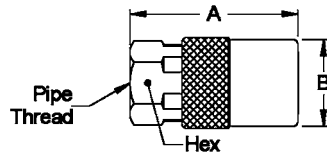
### Replacement Parts

Description	Part Number		
	Series 200	Series 300	Series 500
Seal	WFT-200-228	WFT-300-228	WFT-500-228
Valve	VFT-200	VFT-300	VFT-500
Valve O-Ring	902-3-143	903-8-143	914-3-143
Valve Spring	VSFT-200	VS-3000	VSFT-500



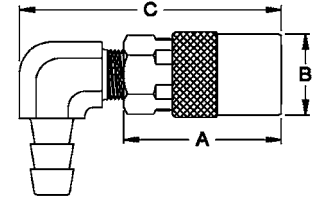
# Series FLO-TEMP 200/300/500

## SOCKETS



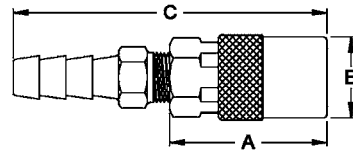
### Without Hose Stem

Body Size (inch)	Part Number	Dimensions (inches)			Thread Size NPTF
		A	B	Hex	
1/4	LNFT-200	1.68	0.67	0.56	1/8-27
3/8	LNFT-300	2.18	0.89	0.75	1/4-18
1/2	LNFT-500	2.00	1.17	1.13	1/2-14



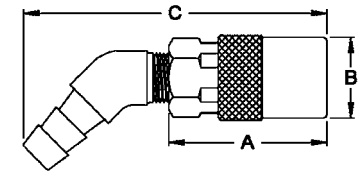
### 90° Hose Stem

Body Size (inch)	Part Number		Hose I.D.	Dimensions (inches)		
	Non-Valved	Valved		A	B	Hex
1/4	FTS-214	FTS-214V	1/4"	1.36	0.67	2.17
1/4	FTS-214HP*	FTS-214VHP*	1/4"	1.18	0.67	1.76
1/4	FTS-215	FTS-215V	5/16"	1.18	0.67	1.76
1/4	FTS-216	FTS-216V	3/8"	1.17	0.67	1.76
1/4	FTS-216HP*	FTS-216VHP*	3/8"	1.17	0.67	1.76
3/8	FTS-316	FTS-316V	3/8"	1.60	0.88	2.43
3/8	FTS-316HP*	FTS-316VHP*	3/8"	1.60	0.88	2.43
3/8	FTS-318	FTS-318V	1/2"	1.60	0.88	2.43
3/8	FTS-318HP*	FTS-318VHP*	1/2"	1.60	0.88	2.43



### Straight Hose Stem

Body Size (inch)	Part Number		Hose I.D.	Dimensions (inches)		
	Non-Valved	Valved		A	B	Hex
1/4	FTS-204	FTS-204V	1/4"	1.20	0.67	2.25
1/4	FTS-204HP*	FTS-204VHP*	1/4"	1.20	0.67	2.09
1/4	FTS-205	FTS-205V	5/16"	1.20	0.67	2.09
1/4	FTS-206	FTS-206V	3/8"	1.20	0.67	2.25
1/4	FTS-206HP*	FTS-206VHP*	3/8"	1.20	0.67	2.34
3/8	FTS-306	FTS-306V	3/8"	1.6	0.91	2.68
3/8	FTS-306HP*	FTS-306VHP*	3/8"	1.61	0.89	2.75
3/8	FTS-308	FTS-308V	1/2"	1.61	0.88	2.82
3/8	FTS-308HP*	FTS-308VHP*	1/2"	1.61	0.88	2.82
1/2	FTS-504	FTS-504V	1/2"	2.25	1.18	3.42
1/2	FTS-504HP*	FTS-504VHP*	1/2"	2.25	1.18	3.62
1/2	FTS-506	FTS-506V	3/4"	2.22	1.18	3.85
1/2	FTS-506HP*	FTS-506VHP*	3/4"	2.22	1.18	4.35

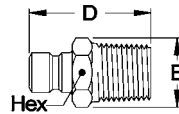


### 45° Hose Stem

Body Size (inch)	Part Number		Hose I.D.	Dimensions (inches)		
	Non-Valved	Valved		A	B	Hex
1/4	FTS-224	FTS-224V	1/4"	1.17	0.67	2.40
1/4	FTS-224HP*	FTS-224VHP*	1/4"	1.17	0.67	2.40
1/4	FTS-225	FTS-225V	5/16"	1.17	0.67	2.40
1/4	FTS-226	FTS-226V	3/8"	1.17	0.67	2.40
1/4	FTS-226HP*	FTS-226VHP*	3/8"	1.17	0.67	2.40
3/8	FTS-326	FTS-326V	3/8"	1.80	0.90	3.70
3/8	FTS-326HP*	FTS-326VHP*	3/8"	1.80	0.90	3.17
3/8	FTS-328	FTS-328V	1/2"	1.80	0.90	3.17
3/8	FTS-328HP*	FTS-328VHP*	1/2"	1.80	0.90	3.17

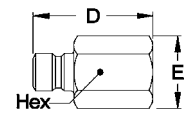
\*Part numbers with HP suffix have push-on hose barb. All other FTS part numbers have standard hose barb.

## PLUGS



### Male Pipe Thread

Body Size (inch)	Part Number Brass	Thread Size	Dimensions (inches)			Installation Recess	
			D	E	Hex	Dia.	Depth
1/4	FTP-251	1/8-27 NPTF	0.94	0.49	0.44	0.69	0.69
1/4	FTP-251BST	1/8-28 BSPT	0.94	0.49	0.44	0.69	0.69
1/4	FTP-252	1/4-18 NPTF	1.15	0.63	0.56	0.84	0.94
1/4	FTP-252BST	1/4-19 BSPT	1.15	0.63	0.56	0.84	0.94
1/4	FTP-253	3/8-18 NPTF	1.19	0.77	0.69	1.00	0.94
3/8	FTP-352	1/4-18 NPTF	1.40	0.63	0.56	1.00	1.09
3/8	FTP-352BST	1/4-19 BSPT	1.40	0.63	0.56	1.00	1.09
3/8	FTP-353	3/8-18 NPTF	1.40	0.77	0.69	1.00	1.13
3/8	FTP-353BST	3/8-19 BSPT	1.40	0.77	0.69	1.00	1.13
3/8	FTP-354	1/2-14 NPTF	1.56	0.98	0.88	1.19	1.25
1/2	FTP-554	1/2-14 NPTF	1.75	0.98	0.88	1.25	1.50
1/2	FTP-556	3/4-14 NPTF	1.75	1.26	1.13	1.50	1.56



### Female Pipe Thread

Body Size (inch)	Part Number Brass	Thread Size	Dimensions (inches)		
			D	E	Hex
1/4	FTP-251-F	1/8-27 NPTF	1.00	0.58	0.50
1/4	FTP-251-FBS	1/8-28 BSPP	1.00	0.65	0.56
1/4	FTP-252-F	1/4-18 NPTF	1.20	0.72	0.63
1/4	FTP-252-FBS	1/4-19 BSPP	1.20	0.87	0.75
1/4	FTP-253-F	3/8-18 NPTF	1.25	0.87	0.75
3/8	FTP-352-F	1/4-18 NPTF	1.38	0.72	0.63
3/8	FTP-352-FBS	1/4-19 BSPP	1.28	0.87	0.75
3/8	FTP-353-F	3/8-18 NPTF	1.40	0.87	0.75
3/8	FTP-353-FBS	3/8-19 BSPP	1.40	1.01	0.88
3/8	FTP-354-F	1/2-14 NPTF	1.62	1.08	0.94
1/2	FTP-554-F	1/2-14 NPTF	1.72	1.08	0.94
1/2	FTP-556-F	3/4-14 NPTF	1.78	1.30	1.13