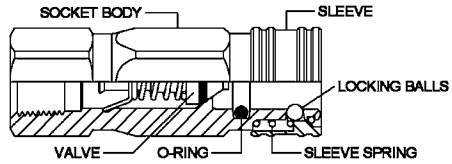
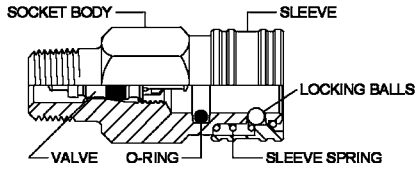




# Series 180 & 280

## 1/8" Nominal

ONE-WAY



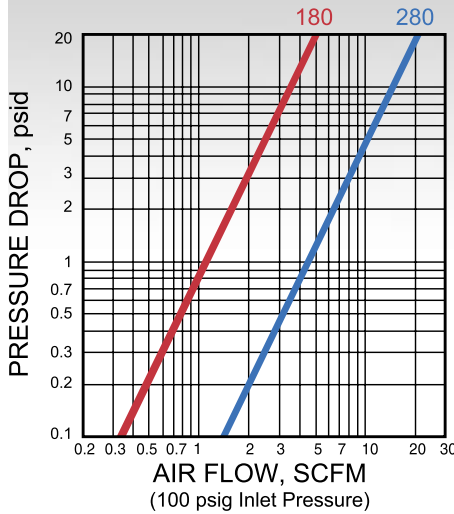
**Miniature Ball Lock Quick-Connect Couplings designed for use with compressed air, gases and liquids.**

### Features

- Ball lock
- Manual operation
- Series 180 and 280 sockets mate with all Series 180 plugs
- Series 180 socket has a tire valve. Series 280 socket has a 1-HK valve, which provides higher flow capacity.
- Viton seals available as an option. Add -143 suffix to socket part number when ordering.

### Standard Materials

- Socket
  - Brass Body and Sleeve
  - Valve
    - 180: Nickel Plated Brass Tire Valve
    - 280: Brass Series 1-HK Valve
  - Buna-N (Nitrile) Seals
  - Stainless Steel Springs
  - Stainless Steel Locking Balls
- Plug
  - Brass



### Rated Pressure

Series	PSI	BAR
180	700	48
280	3,000	207

### Flow Capacity

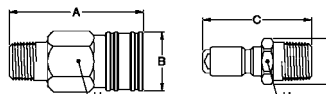
Series	† Ac
180	2.5
280	10.0

† Air flow (scfm) with 5 psi pressure drop and 100 psig inlet pressure

## SOCKETS

Part No.	Thread	Dimensions		
		A	B	HEX
Brass	Size			
180	1/8-27 NPTF	1.41	0.63	0.56
28S-25M	1/4-18 NPTF	1.38	0.63	0.56

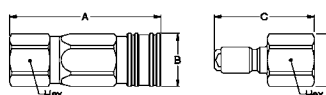
### Male End Connections



Part No.	Thread	Dimensions		
		C	D	HEX
Brass	Size			
185	1/8-27 NPTF	1.16	0.49	0.44
186	1/4-18 NPTF	1.44	0.63	0.56

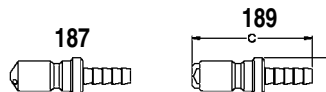
Part No.	Thread	Dimensions		
		A	B	HEX
Brass	Size			
28S-12F	1/8-27 NPTF	1.78	0.63	0.56

### Female End Connections



Part No.	Thread	Dimensions		
		C	D	HEX
Brass	Size			
183	1/8" NPTF	1.19	0.63	0.56

### Hose Stem End Connections



Part No.	Hose I.D.	Dimensions	
		C	D
Brass			
187	1/8"	1.25	0.38
189	3/16"	1.50	0.38

All dimensions in inches.