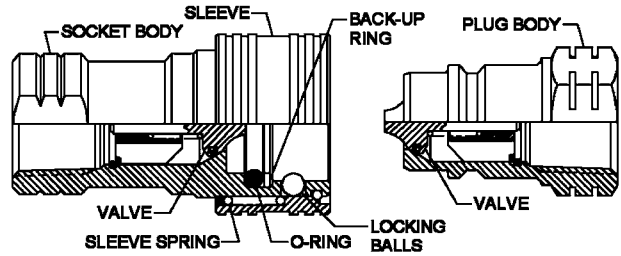




Series HA 15000

ISO 7241-1 Series A



TWO-WAY

The Series HA 15000 is a general purpose hydraulic and fluid transfer coupling that conforms to the dimensional requirements of ISO 7241-1 Series A. Body sizes are 1/4", 3/8", 1/2", 3/4" and 1".

Features

- Ball lock
- Manual connect, disconnect
- Poppet valving
- Slim profile
- Zinc plated steel construction
- NPTF and BSPP end connections
- Available push-to-connect socket designed for bulkhead mounting (1/2" body size only)

Standard Materials

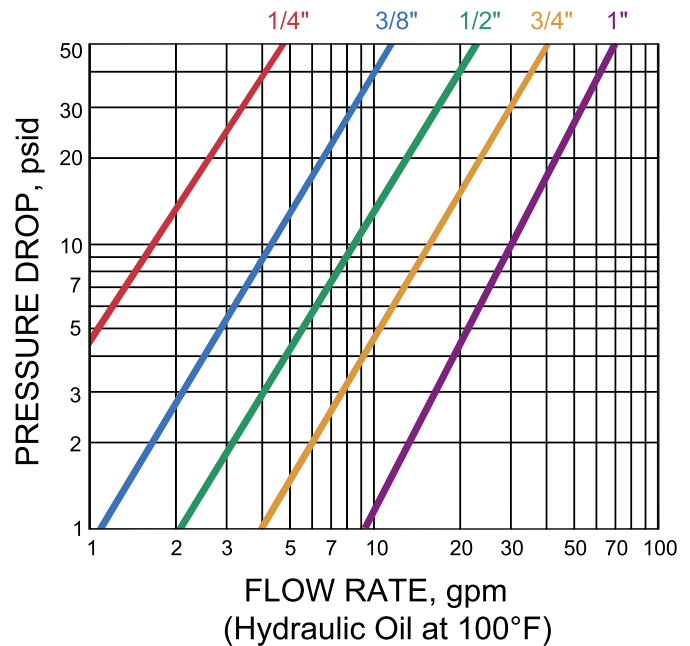
- Zinc-plated steel construction
- Stainless steel springs, balls and retaining rings
- Buna-N (Nitrile) seals

Accessories

- Dust caps and dust plugs (See page 69)

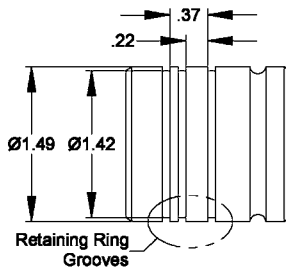
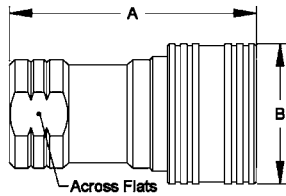
Rated Pressure

Body Size	PSI	BAR
1/4"	4,568	315
3/8"	4,568	315
1/2"	3,625	250
3/4"	3,625	250
1"	2,900	200



Series HA 15000

ISO 7241-1 Series A



SOCKETS

Body Size (inch)	Part Number (Steel)	Thread Size (female)		Dimensions (inches)		
		NPTF	BSPP	A	B	Across Flats
1/4	HA 15211 00	1/4-18	—	1.89	0.98	0.75
1/4	HA 15011 00	—	1/4-19	1.89	0.98	0.75
3/8	HA 15221 00	3/8-18	—	2.21	1.18	0.91
3/8	HA 15021 00	—	3/8-19	2.21	1.18	0.91
1/2	HA 15231 00	1/2-14	—	2.64	1.49	1.06
1/2	HA 15031 00	—	1/2-14	2.64	1.49	1.06
1/2	HA 15236 00*	1/2-14	—	2.64	1.49	1.06
1/2	HA 15036 00*	—	1/2-14	2.64	1.49	1.06
3/4	HA 15241 00	3/4-14	—	3.25	1.88	1.38
3/4	HA 15041 00	—	3/4-14	3.25	1.88	1.38
1	HA 15251 00	1-11 ¹ / ₂	—	3.86	2.08	1.62
1	HA 15051 00	—	1-11	3.86	2.08	1.62

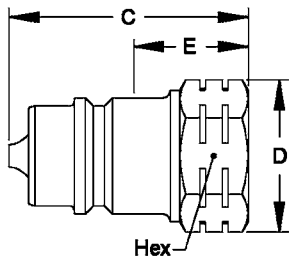
* Push-to-Connect Socket A = Overall Length B = Maximum Diameter

Push-to-Connect Socket - Part Nos. HA 15036 00 & HA 15236 00

This system allows automatic connection and disconnection simply by pushing the plug into or pulling it out of the socket body. Pulling on the hose moves the socket body forward relative to the bulkhead mounted double-acting sleeve, and the plug is released without damage to the hose.

Sleeve dimensions for bulkhead mounting are shown at left.

PLUGS



Body Size (inch)	Part Number (Steel)	Thread Size (female)		Dimensions (inches)			
		NPTF	BSPP	C	D	E	Hex
1/4	HA 15212 00	1/4-18	—	1.41	0.86	0.80	0.75
1/4	HA 15012 00	—	1/4-19	1.41	0.86	0.80	0.75
3/8	HA 15222 00	3/8-18	—	1.63	1.04	0.79	0.91
3/8	HA 15022 00	—	3/8-19	1.63	1.04	0.79	0.91
1/2	HA 15232 00	1/2-14	—	1.92	1.22	0.92	1.06
1/2	HA 15032 00	—	1/2-14	1.92	1.22	0.92	1.06
3/4	HA 15242 00	3/4-14	—	2.42	1.58	1.09	1.38
3/4	HA 15042 00	—	3/4-14	2.42	1.58	1.09	1.38
1	HA 15252 00	1-11 ¹ / ₂	—	2.83	1.85	1.19	1.62
1	HA 15052 00	—	1-11	2.83	1.85	1.19	1.62

C = Overall Length D = Maximum Diameter E = Exposed Length when Connected

TWO-WAY