

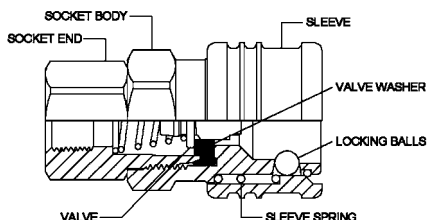
Series 600 & 700

1/4" Nominal

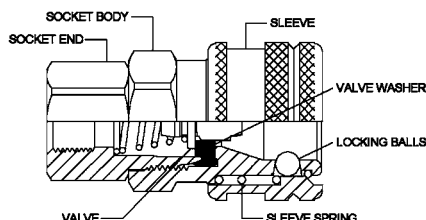


ONE-WAY

Series 600



Series 700



Quick-Connect Couplings designed for use in oxyacetylene service.

Series 600 is used with oxygen.

Series 700 is used with acetylene.

Features

- Ball lock
- Manual operation
- Non-interchangeable designs prevent crossing of lines
- Sleeves are color coded to identify each series:
 - Series 600 sleeves are green for oxygen
 - Series 700 sleeves are red for acetylene
- Socket part numbers with the prefix **UL** are UL listed for their intended usage
- Sockets having part numbers with the **UL** prefix or **SL** suffix have the sleeve lock feature to prevent accidental disconnection
- Sockets with hose connections cannot be UL listed
- Series 600 and 700 couplings can also be used with compressed air and other gases

Standard Materials

- Socket
 - Brass Body
 - Brass Valve
 - Painted Brass Sleeve
 - Green - Series 600
 - Red - Series 700
 - Buna-N (Nitrile) Seal
 - Stainless Steel Springs
 - Stainless Steel Locking Balls
- Plug
 - Brass

Accessories

- Dust caps and dust plugs (See page 68)

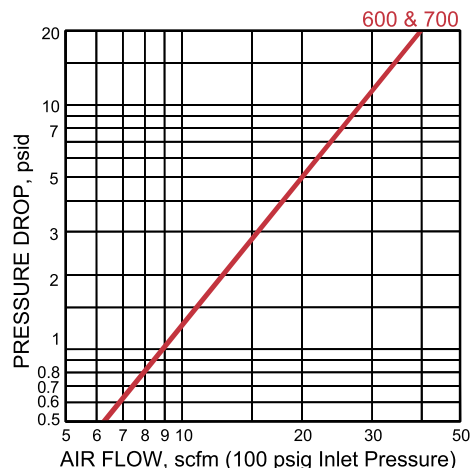
Rated Pressure

Series	PSI	BAR
600 & 700	1,500	103

Flow Capacity

Series	‡ Ac
600 & 700	20

‡ Air flow (scfm) with 5 psi pressure drop and 100 psig inlet pressure





Series 600

1/4" Nominal

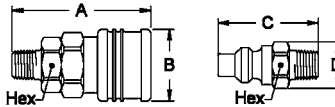
ONE-WAY

SOCKETS

PLUGS

Part No. - Brass		Thread Oxygen Serv.	Size	Dimensions		
Standard	Oxygen Serv.			A	B	HEX
GR-601	UL-601	1/8-27 NPTF	1.94	1.00	0.69	
GR-603	UL-603	1/4-18 NPTF	2.09	1.00	0.69	
GR-604R	UL-604R	9/16-18†	1.97	1.00	0.69	
GR-605	UL-605	3/8-18 NPTF	2.09	1.00	0.69	

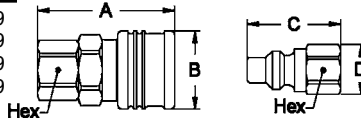
Male End Connections



Part No.		Thread Size	Dimensions		
Brass	Oxygen Serv.		C	D	HEX
01A		1/8-27 NPTF	1.41	0.63	0.56
03A		1/4-18 NPTF	1.56	0.63	0.56
04-R		9/16-18†	1.41	0.63	0.56

Part No. - Brass		Thread Oxygen Serv.	Size	Dimensions		
Standard	Oxygen Serv.			A	B	HEX
GR-600	UL-600	1/8-27 NPTF	1.78	1.00	0.69	
GR-602	UL-602	1/4-18 NPTF	2.00	1.00	0.69	
GR-604	UL-604	3/8-18 NPTF	2.06	1.00	0.69	
GR-605R	UL-605R	9/16-18‡	2.00	1.00	0.69	

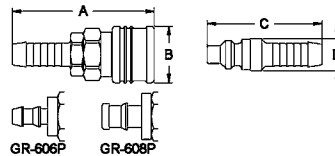
Female End Connections



Part No.		Thread Size	Dimensions		
Brass	Oxygen Serv.		C	D	HEX
00A		1/8-27 NPTF	1.22	0.63	0.56
02A		1/4-18 NPTF	1.41	0.77	0.69
05-R		9/16-18‡	1.38	0.77	0.69

Part No. - Brass		Hose Oxygen Serv.	I.D.	Dimensions	
Standard	Oxygen Serv.			A	B
GR-606	GR-606-SL	1/4"	2.53	1.00	
GR-606P§	GR-606P-SL§	1/4"	2.31	1.00	
GR-607	GR-607-SL	5/16"	2.53	1.00	
GR-608	GR-608-SL	3/8"	2.52	1.00	
GR-608P§	—	3/8"	2.41	1.00	

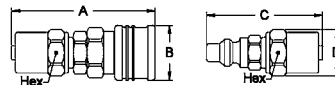
Hose Stem End Connections



Part No.		Hose I.D.	Dimensions	
Brass	Oxygen Serv.		C	D
07A		1/4"	2.03	0.56
08A		5/16"	2.03	0.56
09A		3/8"	2.04	0.56

Part No. - Brass		Hose Oxygen Serv.	I.D.	O.D.	Dimensions		
Standard	Oxygen Serv.				A	B	HEX
GR-6-0A3	—	3/16"	1/2"	2.56	1.00	0.63	
GR-6-0B3	GR-6-0B3-SL	1/4"	1/2"	2.62	1.00	0.63	
GR-6-0B5	GR-6-0B5-SL	1/4"	9/16"	2.62	1.00	0.69	
GR-6-0B7	GR-6-0B7-SL	1/4"	5/8"	2.62	1.00	0.75	
GR-6-0C5	—	5/16"	9/16"	2.69	1.00	0.69	
GR-6-0C7	—	5/16"	5/8"	2.69	1.00	0.75	
GR-6-0C9	—	5/16"	11/16"	2.69	1.00	0.81	
GR-6-0D7	—	3/8"	5/8"	2.75	1.00	0.75	
GR-6-0D9	—	3/8"	11/16"	2.75	1.00	0.81	
GR-6-0D11	—	3/8"	3/4"	2.75	1.00	0.88	

Hose Clamp End Connections



Part No.		Hose		Dimensions		
Brass	Oxygen Serv.	I.D.	O.D.	C	D	HEX
6-B3		1/4"	1/2"	2.13	0.70	0.63
6-B5		1/4"	9/16"	2.13	0.77	0.69
6-B7		1/4"	5/8"	2.13	0.84	0.75
6-B9		1/4"	11/16"	2.13	0.91	0.81
6-D5		3/8"	9/16"	2.25	0.77	0.69
6-D7		3/8"	5/8"	2.25	0.84	0.75
6-D9		3/8"	11/16"	2.25	0.91	0.81
6-D11		3/8"	3/4"	2.25	0.98	0.88

*45° Male Flare

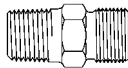
†R.H. Thread - 30° Female Flare

‡R.H. Thread - Inverted Flare

§For use with push-on style hose.

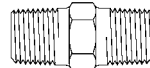
Fittings

Oxygen Adapters—Brass



Part No.	Connection
9-MBR	1/4" MPT x 9/16"-18 RHT

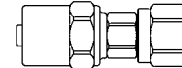
Pipe-to-Pipe Adapters—Brass



Part No.	Connection
18-MAM	1/8" MPT x 1/4" MPT
19-MBM	1/4" MPT x 1/4" MPT
20-MBM	1/4" MPT x 3/8" MPT

Swivel Nut Hose Clamps

9/16"-18 Right-Hand Thread for Oxygen Service



Part No.	I.D. Hose	O.D. Hose
4RA0	3/16"	7/16"
4RA3	3/16"	1/2"
4RB1	1/4"	15/32"
4RB3	1/4"	1/2"
4RB5	1/4"	9/16"
4RB7	1/4"	5/8"
4RD7	3/8"	5/8"
4RD9	3/8"	11/16"
4RD11	3/8"	3/4"

Series UL-600 and UL-700 Couplings with sleeve lock feature comply with O.S.H.A. requirements, Sec. 1915.35 (f)(5), 1916.35 (f)(5), 1917.35 (f)(5), and 1926.350 (f)(5); and are Underwriters' Laboratories, Inc. listed for use with oxy-acetylene welding and cutting apparatus, file SA 1296.

WARNING

Oxygen increases combustibility. Fire and explosion could occur causing severe bodily injury or death. Be sure to select the proper coupling for your application and use it only within the specified service pressure range.

Series UL-600 couplings are not to be used with oxygen at pressures exceeding 100 psig in order to comply with UL listings.

All dimensions in inches.

Series 700

1/4" Nominal



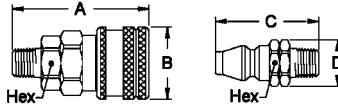
ONE-WAY

SOCKETS

PLUGS

Part No. - Brass		Thread Size	Dimensions		
Standard	Acetyl. Serv.		A	B	HEX
RD-701	—	1/8-27 NPTF	1.94	1.00	0.69
RD-703	UL-703	1/4-18 NPTF	2.09	1.00	0.69
RD-704L	UL-704L	9/16-18†	1.97	1.00	0.69
RD-705	UL-705	3/8-18 NPTF	2.09	1.00	0.69

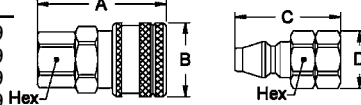
Male End Connections



Part No.		Thread Size	Dimensions		
Brass			C	D	HEX
A1		1/8-27 NPTF	1.47	0.63	0.56
A3P		1/4-18 NPTF	1.63	0.63	0.56
A4-L		9/16-18†	1.50	0.63	0.56

Part No. - Brass		Thread Size	Dimensions		
Standard	Acetyl. Serv.		A	B	HEX
RD-700	UL-700	1/8-27 NPTF	1.78	1.00	0.69
RD-702	UL-702	1/4-18 NPTF	2.00	1.00	0.69
RD-704	UL-704	3/8-18 NPTF	2.06	1.00	0.69
RD-705L	UL-705L	9/16-18‡	2.00	1.00	0.69

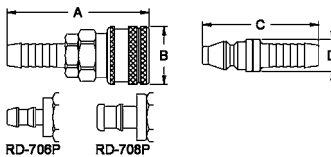
Female End Connections



Part No.		Thread Size	Dimensions		
Brass			C	D	HEX
A2		1/4-18 NPTF	1.46	0.77	0.69
A5-L		9/16-18‡	1.38	0.77	0.69

Part No. - Brass		Hose I.D.	Dimensions	
Standard	Acetyl. Serv.		A	B
RD-706	RD-706-SL	1/4"	2.53	1.00
RD-706P	—	1/4"	2.31	1.00
RD-707	RD-707-SL	5/16"	2.53	1.00
RD-708	RD-708-SL	3/8"	2.52	1.00

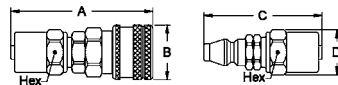
Hose Stem End Connections



Part No.		Hose I.D.	Dimensions	
Brass			C	D
A7		1/4"	2.06	0.56
A8		5/16"	2.06	0.56
A9		3/8"	2.10	0.56

Part No. - Brass		Hose I.D.	O.D.	Dimensions		
Standard	Acetyl. Serv.			A	B	HEX
RD-7-0A3	—	3/16"	1/2"	2.56	1.00	0.63
RD-7-0B3	RD-7-0B3-SL	1/4"	1/2"	2.62	1.00	0.63
RD-7-0B5	RD-7-0B5-SL	1/4"	9/16"	2.62	1.00	0.69
RD-7-0B7	—	1/4"	5/8"	2.62	1.00	0.75
RD-7-0D7	—	3/8"	5/8"	2.75	1.00	0.75
RD-7-0D9	—	3/8"	11/16"	2.75	1.00	0.81
RD-7-0D11	—	3/8"	3/4"	2.75	1.00	0.88

Hose Clamp End Connections

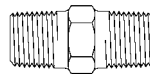


Part No.		Hose		Dimensions		
Brass		I.D.	O.D.	C	D	HEX
7-B3		1/4"	1/2"	2.19	0.70	0.63
7-B5		1/4"	9/16"	2.19	0.77	0.69
7-B7		1/4"	5/8"	2.19	0.84	0.75
7-B11		1/4"	3/4"	2.19	0.98	0.88

†L.H. Thread - 30° Female Flare ‡L.H. Thread - Inverted Flare §For use with push-on style hose.

Fittings

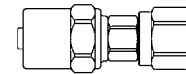
Pipe-to-Pipe Adapters—Brass



Part No.	Connection
18-MAM	1/8" MPT x 1/4" MPT
19-MBM	1/4" MPT x 1/4" MPT
20-MBM	1/4" MPT x 3/8" MPT

Swivel Nut Hose Clamps

9/16"–18 Left-Hand Thread for Acetylene Service



Part No.	I.D. Hose	O.D. Hose
4LA0	3/16"	7/16"
4LA3	3/16"	1/2"
4LB3	1/4"	1/2"
4LB5	1/4"	9/16"

Series UL-600 and UL-700 Couplings with sleeve lock feature comply with O.S.H.A. requirements, Sec. 1915.35 (f)(5), 1916.35 (f)(5), 1917.35 (f)(5), and 1926.350 (f)(5); and are Underwriters' Laboratories, Inc. listed for use with oxyacetylene welding and cutting apparatus, file SA 1296.

⚠ WARNING

Acetylene is combustible. Fire and explosion could occur causing severe bodily injury or death. Be sure to select the proper coupling for your application and use it only within the specified service pressure range.

Series UL-700 couplings are not to be used with acetylene at pressures exceeding 15 psig in order to comply with UL listings.

All dimensions in inches.